

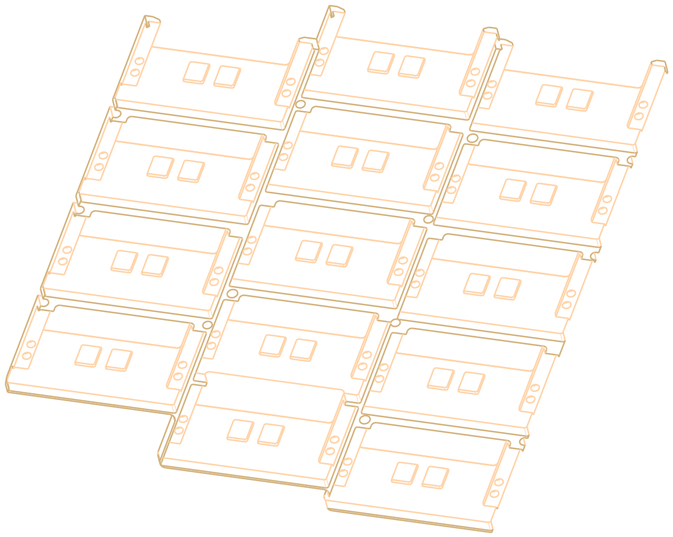

10x Ø2.2 $^{+0.04}_{0}$ (E)

⌖	Ø 0,05	CZ (M)	A-A

REF.	X	Y
1	0	0
2	84	-21
3	84	35
4	43,5	8
5	-40	0
6	-40	28
7	-40	57
8	2	67
9	42	39
10	84	64

B

3x M3traversant/throught

⌖	Ø0,1	A-A	B-B

X	Y
45	-21
3	10
45	64

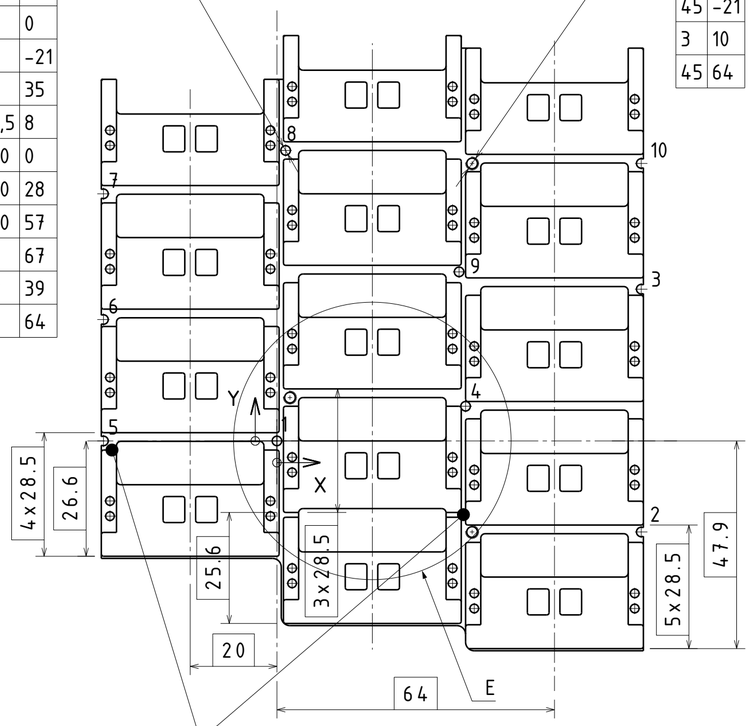

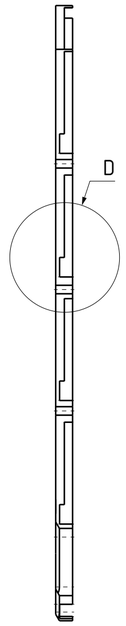

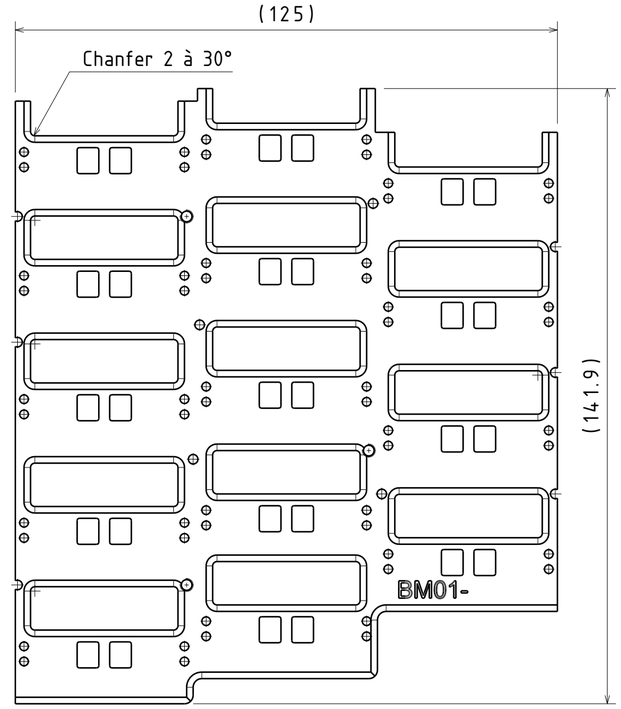

▱ 1 CZ (F)

A *

14x UF G<->H

⌓	0.02	A-A	B-B

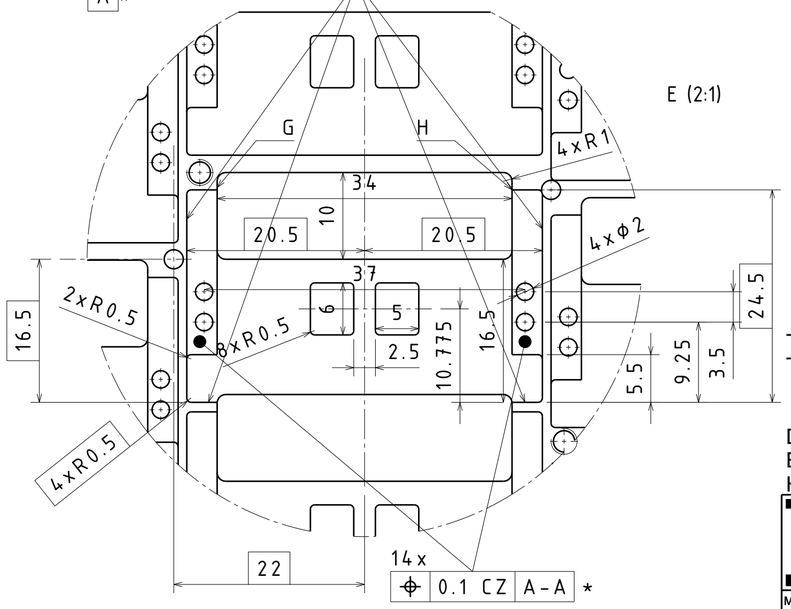

14x ⌖ 0.1 CZ A-A *

D (2:1)

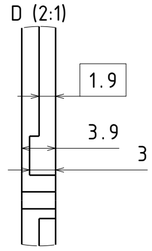

E (2:1)

Tolérances générales / General tolerances : ISO 22081
Tolérances générales dimensionnelles / General dimension tolerances : ISO 2768-1-f

⌓	0,1	A-A	B-B

Dimensions théoriques exactes conformément au modèle CAO
Exact theoretical dimensions as CAD model
HGTD-BM01SU C1

* Condition de contraintes : ISO-10579-NR
La pièce est plaquée face A sur un marbre avec toutes les vis M2.
Le couple de serrage des vis est de 0,05 Nm
* Stress Condition: ISO-10579-NR
The piece is A-side plated on a marble with all M2 screws.
The tightening torque of the screws is 0,05 Nm

Révison	Modification	Validé par	Date
C1	Glue surface : height and tolerances changes	D. Laporte	19/09/2025
B	Capacitors windows modifications	D. Laporte	28/03/2025
A	Création		

ATLAS HGTD

LPNHE PARIS
LPNHE
Barre 12-22, 1er étage
4 Place Jussieu
75252 Paris cedex 05

REPRODUCTIONS INTERDITES SANS AUTORISATION LOI DU 11.03.57

CNRS IN2P3 Les deux infinis

MATIERE : MASSE : RUGOSITE : RA 1.6 TOL. GENERALE : ISO 2768 f K

PROJET :
DOSSIER : NB PIECE :
HGTD-BM01SU

ID 2D :DRW--CV6-00146848-CNRS
ID 3D :PRD--CV6-00990512-CNRS
CREATION : 03/05/2024
REVISION :
CREE PAR: dlaporte
VALIDE PAR:

Atrium - 1018945 | Ref 3D : HGTD-BM01SU | FORMAT A2 | ECHELLE 1:1 | INDICE C.1

EDMS **AT2-G-ED-0049 v.3** status **Released-for info** access **Public**
HGTD-BM01SU_C1.pdf modified **2025-09-22 11:39**